



WHITTILING KNIFE \$1.00

The knife illustrated is an all purpose whittling tool. It has a blade of high grade carbon steel mounted firmly in a round hardwood handle.

When properly used the blade will hold its sharp edge for a long time. It may be kept sharp by honing on a hard grained stone. To hone a knife keep the blade flat against the stone and rub with a circular motion.

The straight cutting edge is particularly suitable for whittling.

TEACHING GUIDE \$2.00



Four blank series, three partially carved and one finished, shows the step by step carving process. Gives the beginner a visual guide for carving. Available in No. 10 Pigtail; No. 11 Big Jaw; No. 15 Brave; No. 37 Chie.

Carvings and carving blanks a specialty. Over 100 different kinds of neckerchief slide blanks. Other slides and carvings not listed available at popular prices.

ED CHOBY

1544 BERKSHIRE AVENUE
PITTSBURGH 26, PENNSYLVANIA

Add .15c handling charge on orders less than \$1.00.

WHITTILING



POINTERS

- Follow the carving instructions
- Use a sharp knife
- Carve slowly
- Make small cuts
- Practice the knife holds illustrated
- Consult with the Craft Specialist
- Keep control of the blade
- Safety comes first

WHITTILING

Whittling is controlled cutting. The blade must be kept in control at all times. There should be no long slices. The blade must pass through the wood slowly with no follow-through. This is most important from the standpoint of safety and accuracy.

The knife holds that give this control are illustrated for clarity. In the first the left hand holds the block against the right thumb and the knife is worked with the fingers toward the thumb as in peeling potatoes. The beginner will do well to tape the right thumb until control is acquired.



Begin by cutting as little as possible at a time. The cutting should be smooth and easy, and can be, if slight cuts are made. The cutting will be difficult if too much is attempted.

In the second cutting technique the block is held by the left hand in such a way that the thumb (of the left hand) is free to push the blade into the wood.

The back of the blade is kept against the left thumb at all times. The right hand holding the knife works the blade with a slight lever action.

Leaders will do well to have beginners practice on a scrap piece of wood using the above techniques before whittling regular blocks.



PRICE LIST

The neckerchief slide blanks are soft, knot-free, sugar pine. Provision for a hole or ring is made in the construction of all the slides. All are standard size.

No.	Name	Block	Carved	Finished
10	PIGTAIL	.20	.75	1.00
11	BIGJAW, 2½ in.	.20	.75	1.00
11-a	BIGJAW, 3 in.	.25	.75	1.00
15	BRAVE	.20	.75	1.00
16	INDIAN SCOUT	.20	.75	1.00
17	WOLF	.20	.50	.75
18	BEAR	.20	.50	.75
19	LION	.20	.75	1.00
20	EAGLEHEAD	.20	.75	1.00
21	FLYING EAGLE	.25	.75	1.00
22	PANTHER	.20	.75	1.00
23	FOX	.20	.50	.75
24	RATTLER	.20	.75	1.00
25	OWL	.20	.75	1.00
26	THUNDERBIRD	.20	.50	.75
28	TOTEM	.15	.50	.75
29	PAUL BUNYAN	.25	.75	1.00
30	LONGHORN	.25	.75	1.00
31	BOY SCOUT	.15	.75	1.00
32	SCOUT SIGN	.25	1.00	1.25
33	CLIMB-ON	.35	1.75	2.00
37	GUYASUTA, ¾ in.	.25	.75	1.00
37-a	GUYASUTA, ¾ in.	.30	.75	1.00
38	RATTLER	.25	.75	1.00
39	FLYING DUCK	.15	.75	1.00
40	SQUAW	.30	1.00	1.25
41	HORNS	.25	.75	1.00
44	DRAMA MASK	.20	.75	1.00
45	TURTLE	.25	.75	1.00
46	CROW SKULL	.20	.75	1.00
47	MOOSE	.30	1.25	1.50
48	MOCCASIN	.25	.75	1.00
49	POINT	.15	.50	.60
50	POINT ROUNDED	.15	.50	.60
51	ARROW	.20	.50	.75
53	PIERCED ARROW	.25	.75	1.00
56	FROG	.25	.75	1.00
58	ARROW-IN-HAND	.25	.75	1.00
62	MT. SHEEP	.25	.75	1.00
63	BUFFALO	.25	.75	1.00
64	LETTER OPENER	.15	.75	1.00
67	TEPPE	.20	.75	1.00
68	ARROW POINT	.20	.75	1.00
72	BEAVER	.20	.75	1.00
76	MEXICAN	.25	.75	1.00
78	BASS	.25	1.00	1.25
80	FLYING GOOSE	.20	.75	1.00

No.	Name	Block	Carved	Finished
82	CHICGAMI	.25	.75	1.00
97	SIGN	.20	.75	.85
99	SIOUX MASK	.20	.75	1.00
101	MEDICINE MAN	.25	1.00	1.25
102	SCROLL	.20	.50	.75
103	GHOST	.15	.50	.75
109	JACKASS	.25	.75	1.00
110	SMOKEY THE BEAR	.25	.75	1.00
111	AFRICAN MASK	.25	.75	1.00
112	SNEEZY	.25	.75	1.00
113	O OF A ARROW	.25	.75	1.00
114	CHEFTAIN	.25	1.00	1.25

MAHOGANY ITEMS

Mahogany is tougher to carve than pine, however it may be worked in finer detail and its natural color can be brought out with clear varnish, shellac or on a buffer. Items below are in stock. Others can be made on request.

MAHOGANY ITEMS

No.	Name	Block	Carved	Finished
10	PIGTAIL	.25	1.50	1.75
16	INDIAN SCOUT	.25	1.00	1.25
37	GUYASUTA, ¾ in.	.30	1.25	1.50
68	ARROWHEAD	.25	1.00	1.25
73	ARROWHEAD	.20	.75	1.00
87	OAK LEAF	.25	1.00	1.25
107	JAGUAR	.25	1.00	1.25
114	CHEFTAIN	.30	1.50	1.75


ITEMS NOT ILLUSTRATED

No.	Name	Block	Carved	Finished
13	BUCKSKIN (Indian)	.20	.75	1.00
14	RINGTYPE (Indian)	.20	.75	1.00
42	BALL-IN-CAGE	.20	2.50	3.00
54	KID KRICKET	.25	.75	1.00
57	AUMAKUAS	.25	1.00	1.25
69	HOWLING WOLF	.20	.75	1.00
70	SQUIRREL	.20	.75	1.00
71	THUNDERBIRD (Wagon)	.20	.50	.75
74	SHMOE	.20	.75	1.00
77	FRONTIERSMAN	.25	.75	1.00
79	CLOSED FIST	.20	.75	1.00
81	HORSEHEAD	.20	.75	1.00
83	TULIP LEAF	.20	.75	1.00
84	MAPLE LEAF	.25	.75	1.00
85	HAND WITH NAME-PLATE	.25	.75	1.00
86	TROUT	.20	.75	1.00
98	MAN IN STOCKS	.40	1.25	1.50
100	BOY IN SLEEPING BAG	.40	1.25	1.50
114	BEAR EATING SALMON (Mahogany)	.35	2.00	2.50
115	OLD ZEKE	.30	1.25	1.50
116	PEACH STONE MONKEY (Mahogany)	.35	2.50	3.00




BEAVER #72

FROG #56




MASK #44

BOY SCOUT #31



LION #19




HORNS #41



PANTHERS #107

SCROLL #102



PIERCED #22

CROW SKULL #46



ARROW #53



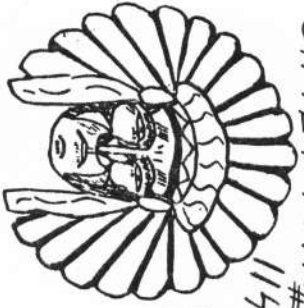
THUNDER-BIRD #26




BASS #78



OA #113



CHIEFTAN #114




BIG JAW #11




BRAVE #15



GUYASUTA #37




MEDICINE MAN #101

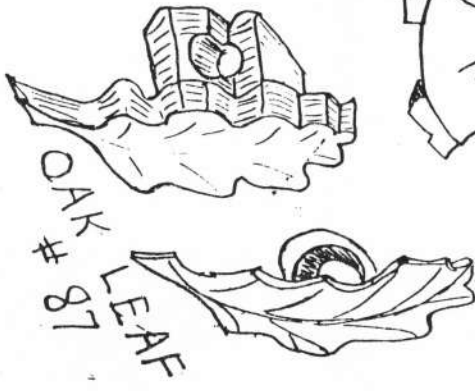
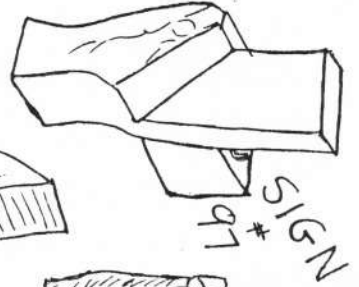
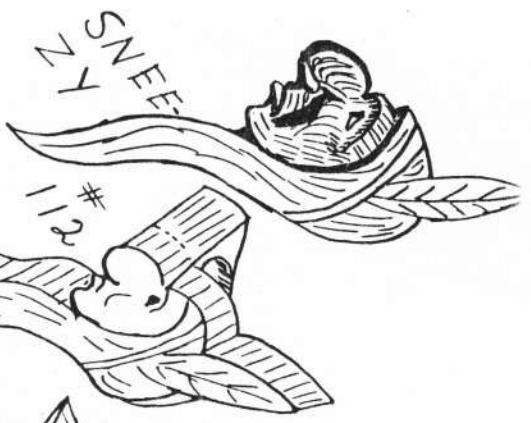








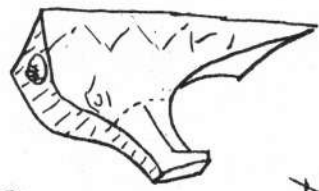


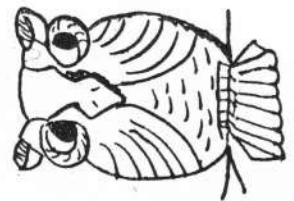
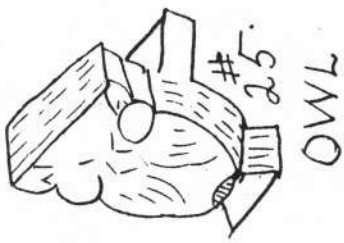
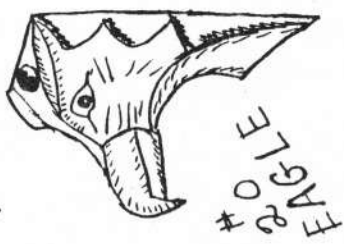







PIG-TAIL #10




SCOUT #16








EAGLE




#81 BEAR



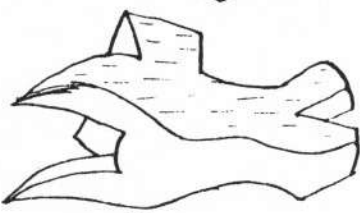
#85 HAND
ARROW




#45 TURTLE




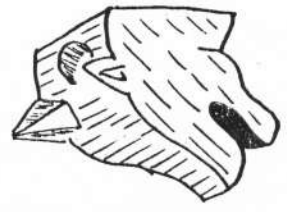
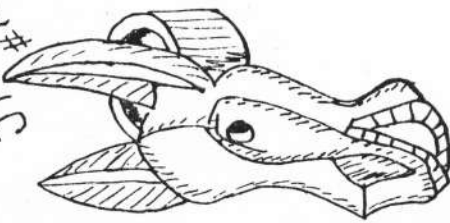
#47 MOOSE




#109 JACK



#17 WOLF



#67
TEPEE

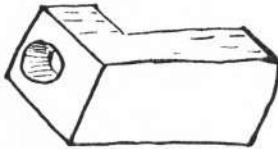


SIGN

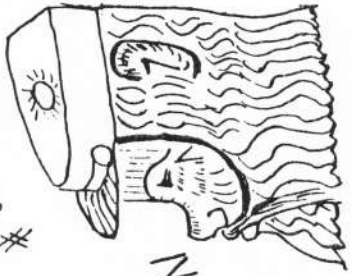
#32




#48



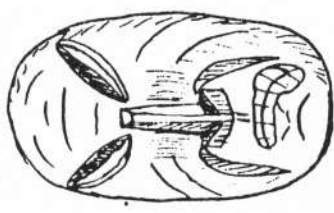
#28 TOTEM



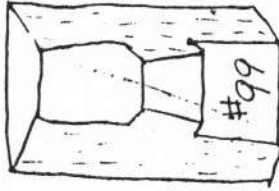
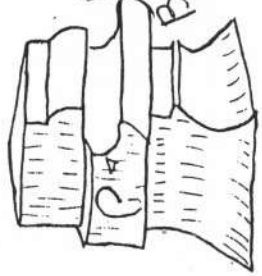
MOCASSINS



#62 BUNYAN
PAUL



#111 AFRICAN
MASK



#99

SIoux
MASK

